



GET SPOTTED SHOW PATTERNS

April 20-22 2024

C Bar C Expo - Cloverdale, IN

Judges:

Kathy Kilbane - John Tabb - Betsie Moore - Kim Garrett

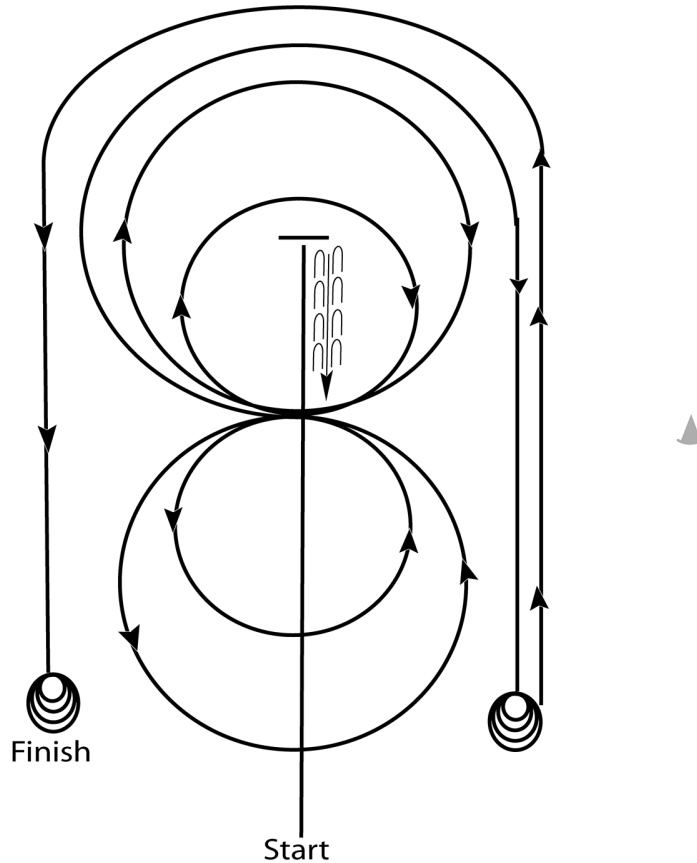
Get Spotted

Boxing

Show Date: 04-20-2024

w w w . H o r s e S h o w P a t t e r n s . c o m

w w w . H o r s e S h o w P a t t e r n s . c o m



Pattern 1

1. Start at end of arena. Run down middle past center marker to a sliding stop.
2. Back at least 10 feet to center. 1/4 turn left.
3. Pickup right lead, big fast circle, small slow circle.
4. Change leads to left, big fast circle, small slow circle.
5. Change leads to right, do not close this circle.
6. Run around end of arena and down the side (approximately 20 feet from fence) past center marker and come to a sliding stop.
7. Complete 3 1/2 turns to the right.
8. Continue back down side and end of arena to other side (approximately 20 feet from fence) go past center marker and come to a sliding stop.
9. Complete 3 1/2 turns to the left.
10. Hesitate to complete pattern.

[NRCHAWC/1]

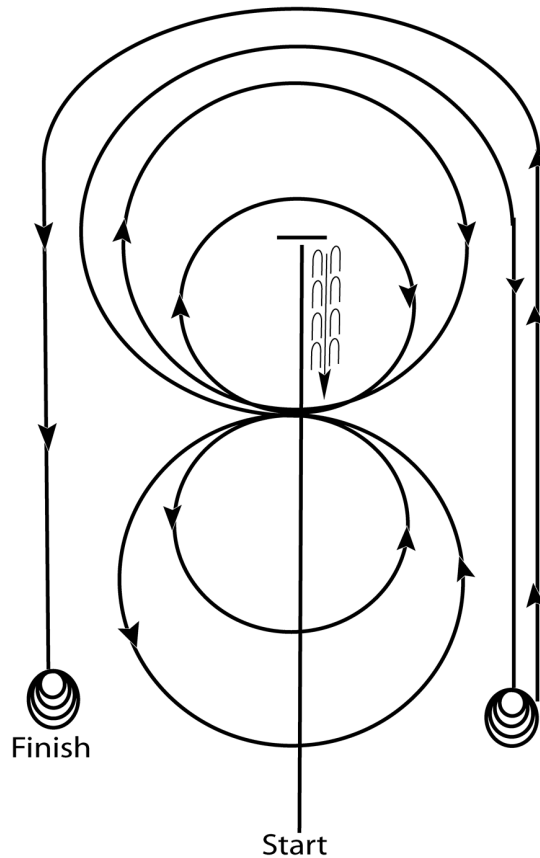
Pattern Provided by:

Kimberly Garrett

Get Spotted

Working Cowhorse (All Working Cowhorse)

Show Date: 04-20-2024



Pattern 1

1. Start at end of arena. Run down middle past center marker to a sliding stop.
2. Back at least 10 feet to center. 1/4 turn left.
3. Pickup right lead, big fast circle, small slow circle.
4. Change leads to left, big fast circle, small slow circle.
5. Change leads to right, do not close this circle.
6. Run around end of arena and down the side (approximately 20 feet from fence) past center marker and come to a sliding stop.
7. Complete 3 1/2 turns to the right.
8. Continue back down side and end of arena to other side (approximately 20 feet from fence) go past center marker and come to a sliding stop.
9. Complete 3 1/2 turns to the left.
10. Hesitate to complete pattern.

[NRCHAWC/1]

Pattern Provided by:
Kimberly Garrett

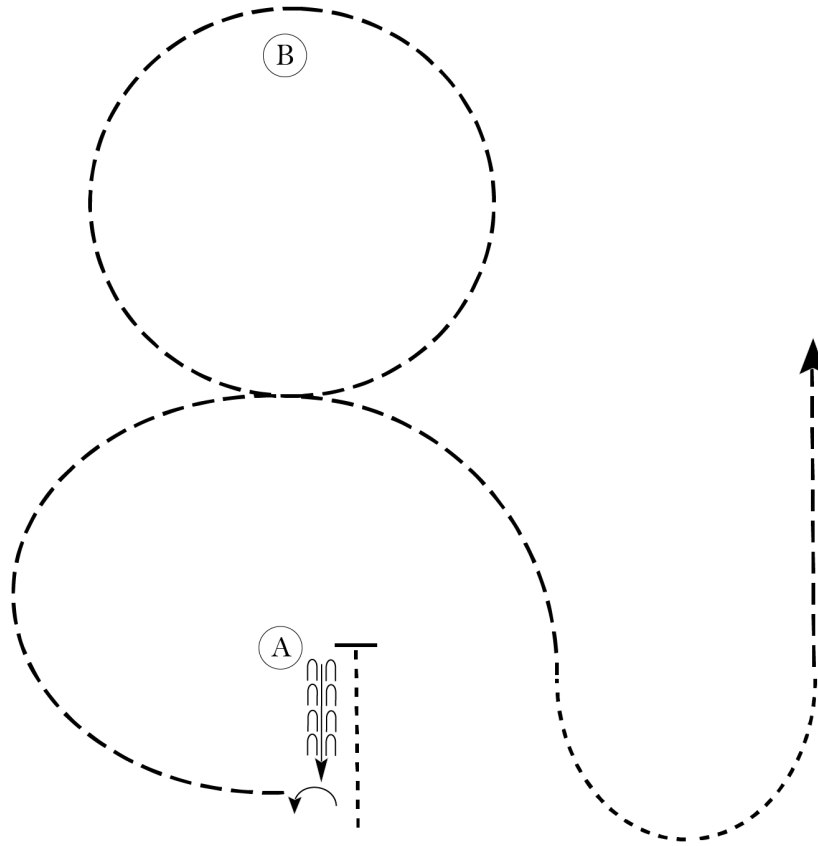
Get Spotted

Walk/Trot Equitation (All Walk Trot)

Show Date: 04-20-2024

w w w . H o r s e S h o w P a t t e r n s . c o m

w w w . H o r s e S h o w P a t t e r n s . c o m



Be ready before A.

1. Walk to A. Back approximately one horse length the perform a 1/4 turn on the forehand left.
2. Posting trot on the left diagonal to center
3. Change diagonals and trot a circle around B.
4. Sitting trot in center and trot until even with A.
5. Walk a half circle.
6. Posting trot on the right diagonal to exit.

Follow the instructions of your ring steward.

| | |
|---------------|-----------|
| Walk | ----- |
| Trot | - - - - - |
| Extended Trot | _____ |
| Canter | ===== |
| Leg Yield | |
| Lead Change | /// |
| Back | ←←←←← |
| Marker | ⊙ B |
| Sidepass | ←-----→ |
| Hand Gallop | _____ |

[HSE/WT-72]

Pattern Provided by:
Kimberly Garrett

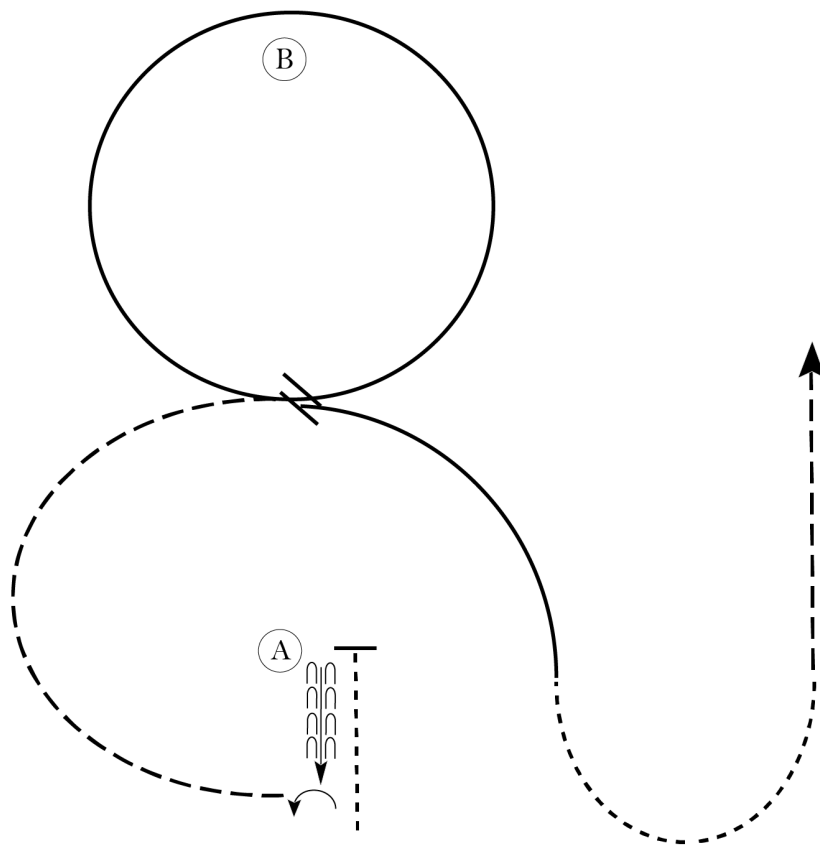
Get Spotted

Hunt Seat Equitation (All Hunt Seat Equitation)

Show Date: 04-20-2024

w w w . H o r s e S h o w P a t t e r n s . c o m

w w w . H o r s e S h o w P a t t e r n s . c o m



Be ready before A.

1. Walk to A. Back approximately one horse length the perform a 1/4 turn on the forehand left.
2. Posting trot on the left diagonal to center
3. Canter a circle around B on the left lead.
4. Change leads in the center and center on the right lead until even with A.
5. Walk a half circle.
6. Posting trot on the right diagonal to exit.

Follow the instructions of your ring steward.

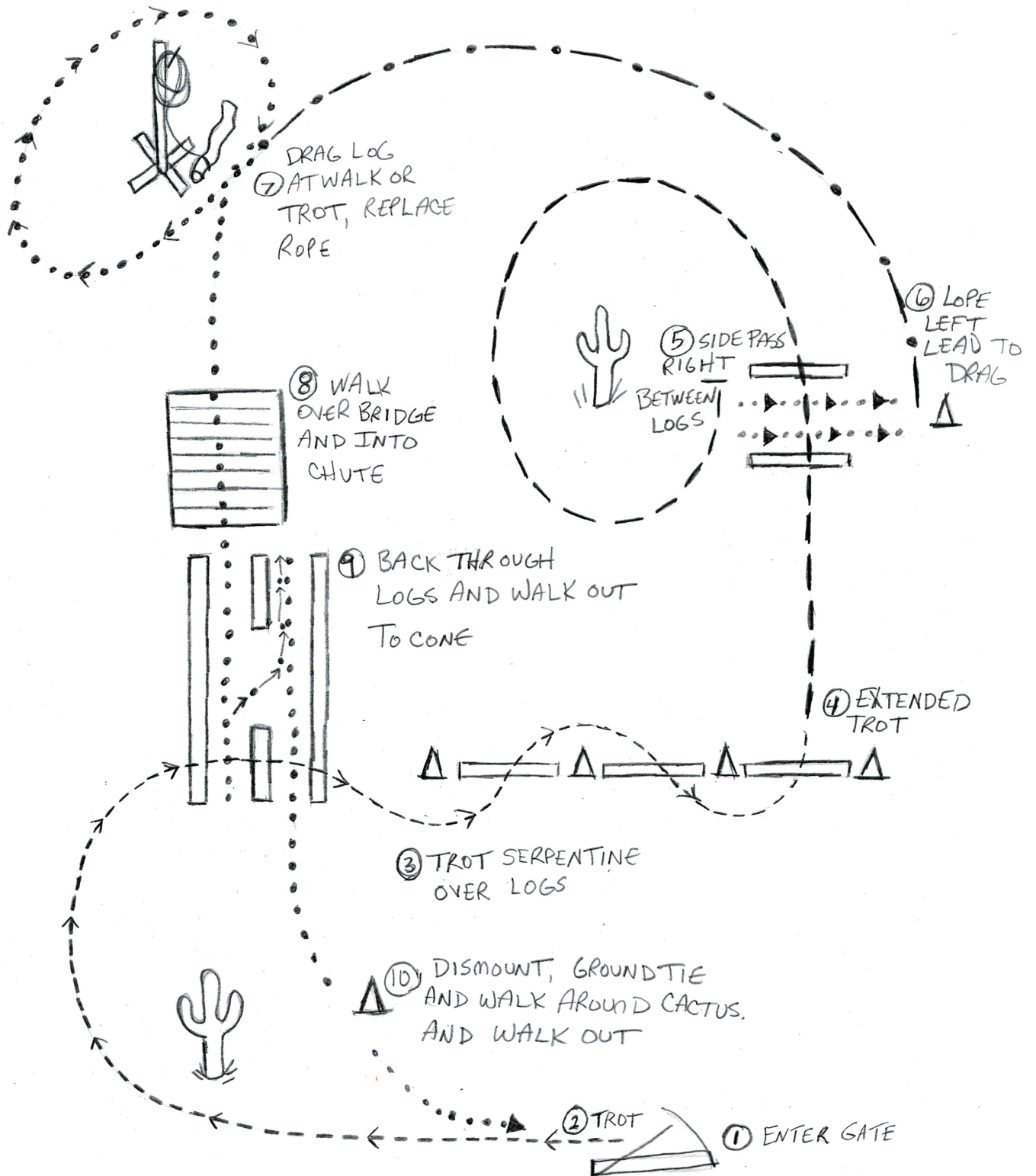
| | |
|---------------|-------------|
| Walk | ----- |
| Trot | - - - - - |
| Extended Trot | — — — — — |
| Canter | ————— |
| Leg Yield | |
| Lead Change | ↘ |
| Back | ←←←←← |
| Marker | ⊙ B |
| Sidepass | ← - - - - ← |
| Hand Gallop | ——— |

[HSE/2-72]

Pattern Provided by:
Kimberly Garrett

RANCH TRAIL ALL AGES

Walk-Trot will trot where its lope



| | | | |
|-------|-----------|-----------|------|
| | WALK | →→→→→ | BACK |
| ----- | TROT | —●—●—●—●— | LOPE |
| ----- | EXT. TROT | △ | CONE |

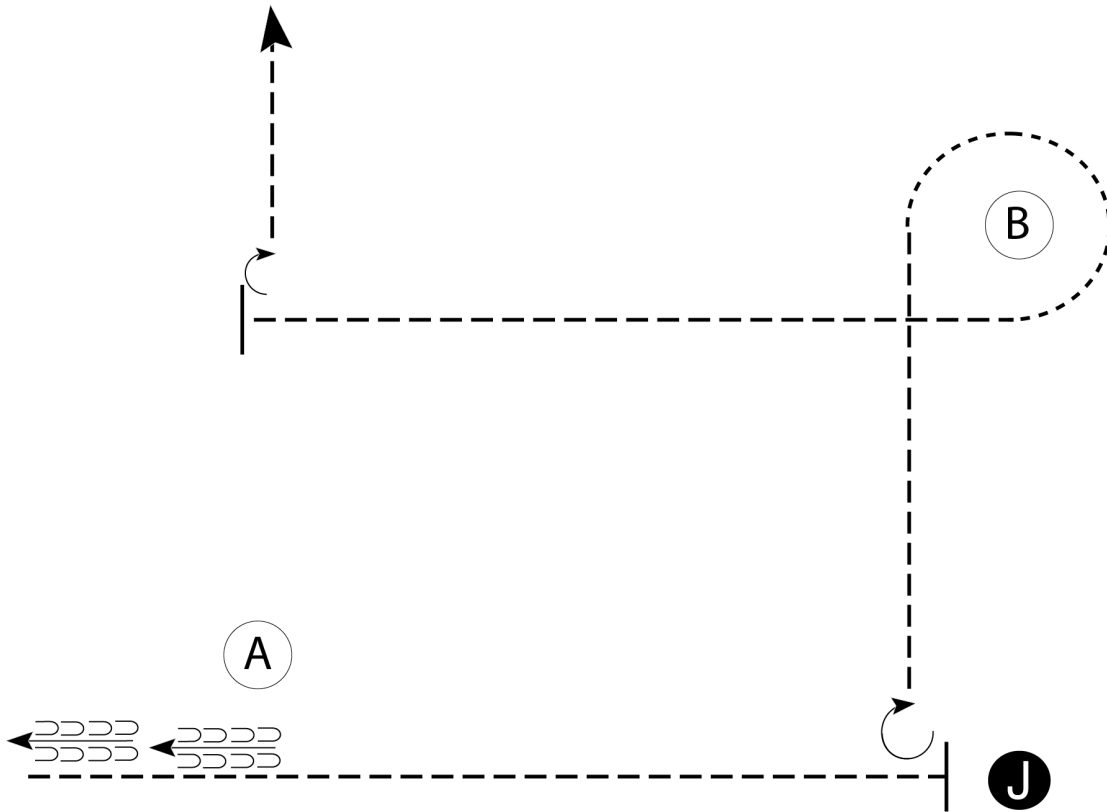
Get Spotted

Showmanship (All)

Show Date: 04-20-2024

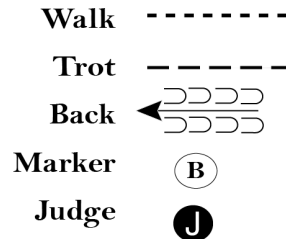
w w w . H o r s e S h o w P a t t e r n s . c o m

w w w . H o r s e S h o w P a t t e r n s . c o m



Be ready at A.

1. When acknowledged, back approximately one horse length at A as shown then trot to Judge.
2. Stop and set up for inspection.
3. Perform a 3/4 turn and trot to B.
4. Break to a walk and walk around B.
5. Trot until even with A.
6. Stop and perform a 1/4 turn and trot to exit.



[S/2-110]

Pattern Provided by:
Kimberly Garrett

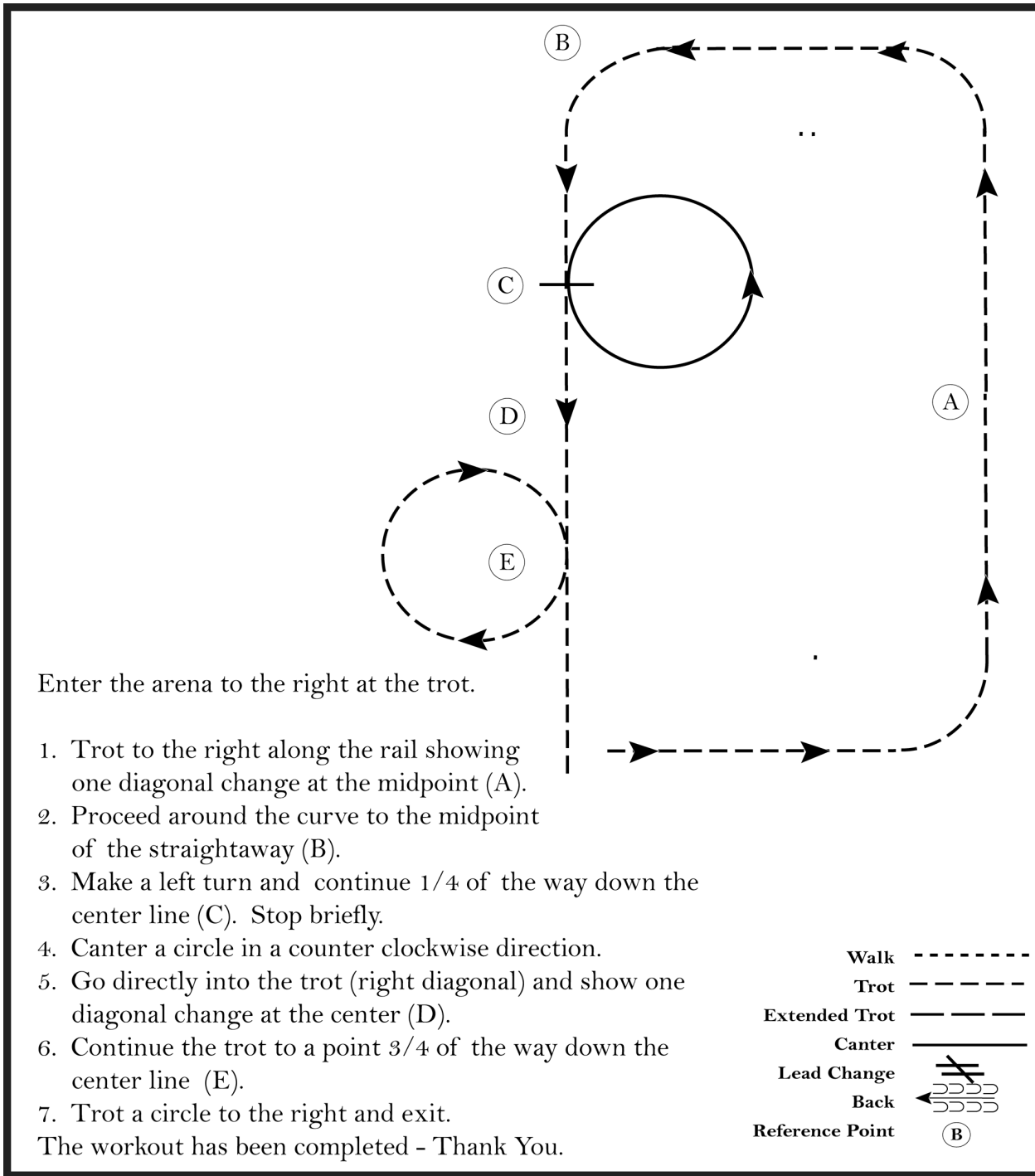
Get Spotted

Saddle Seat Equitation (All)

Show Date: 04-20-2024

w w w . H o r s e S h o w P a t t e r n s . c o m




w w w . H o r s e S h o w P a t t e r n s . c o m



Enter the arena to the right at the trot.

1. Trot to the right along the rail showing one diagonal change at the midpoint (A).
2. Proceed around the curve to the midpoint of the straightaway (B).
3. Make a left turn and continue 1/4 of the way down the center line (C). Stop briefly.
4. Canter a circle in a counter clockwise direction.
5. Go directly into the trot (right diagonal) and show one diagonal change at the center (D).
6. Continue the trot to a point 3/4 of the way down the center line (E).
7. Trot a circle to the right and exit.

The workout has been completed - Thank You.

- Walk - - - - -
- Trot - - - - -
- Extended Trot - - - - -
- Canter —————
- Lead Change 
- Back 
- Reference Point 

[SSE/6]

Pattern Provided by:
Kimberly Garrett

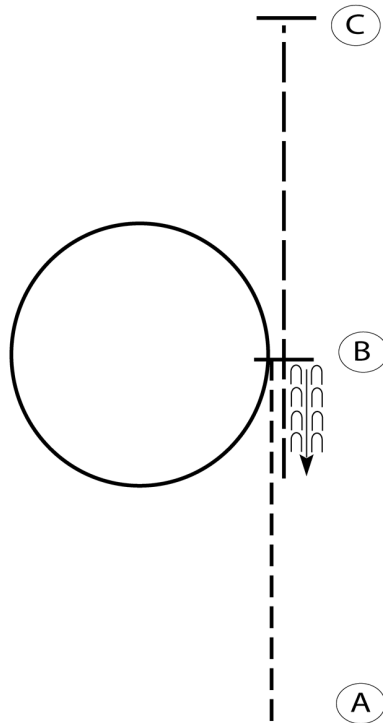
Get Spotted

Bareback Horsemanship (All Bareback Horsemanship)

Show Date: 04-20-2024

w w w . H o r s e S h o w P a t t e r n s . c o m

w w w . H o r s e S h o w P a t t e r n s . c o m



Be ready at A.

1. Jog from A to B.
2. Lope a circle to the left on the left lead.
3. Stop at B.
4. Back one horse length at B.
5. Extend the jog to C.
6. Stop at C.

Follow the instructions of your ring steward.

| | |
|--------------|-------------|
| Walk | ----- |
| Jog | - - - - - |
| Extended Jog | - - - - - |
| Lope | ————— |
| Leg Yield | |
| Lead Change | — / — |
| Back | ← u u u u u |
| Marker | ⓑ |
| Sidepass | ←-----→ |

[WH/1-18]

Pattern Provided by:
Kimberly Garrett

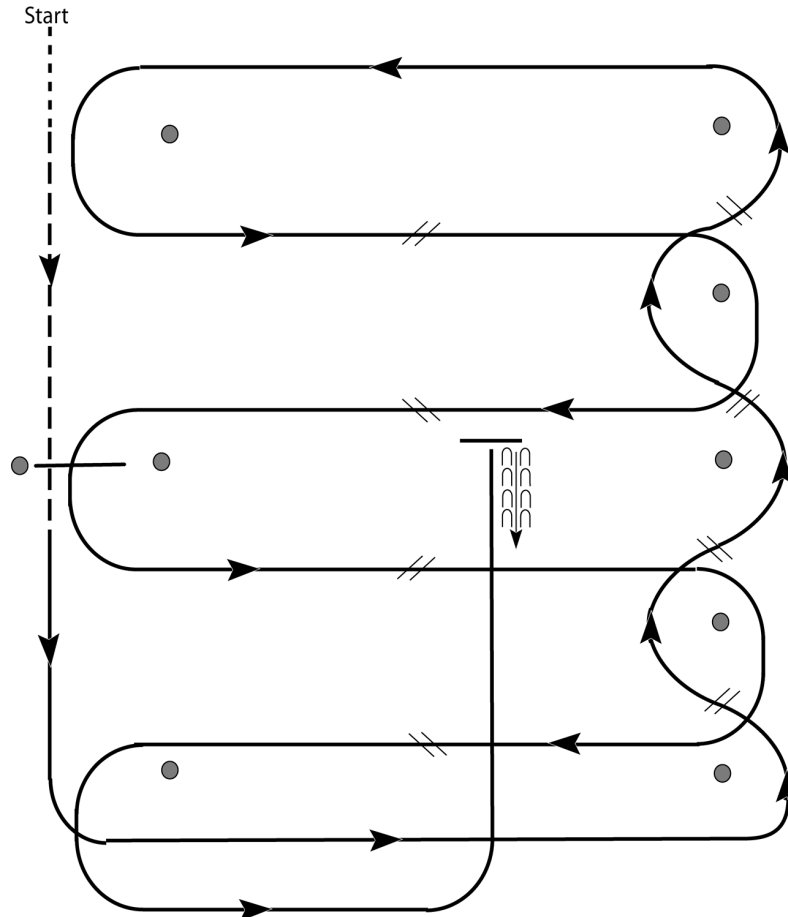
Get Spotted

Western Riding (All Western Riding)

Show Date: 04-20-2024

www.HorseShowPatterns.com

www.HorseShowPatterns.com



1. Walk and jog over log.
2. Transition to lope and lope around end.
3. First line change.
4. Second line change.
5. Third line change.
6. Fourth line change and lope around the end of the arena.
7. First crossing change.
8. Second crossing change.
9. Lope over log.
10. Third crossing change.
11. Fourth crossing change.
12. Lope up the center, stop and back.

[WR/OP-1]

Pattern Provided by:

Kimberly Garrett

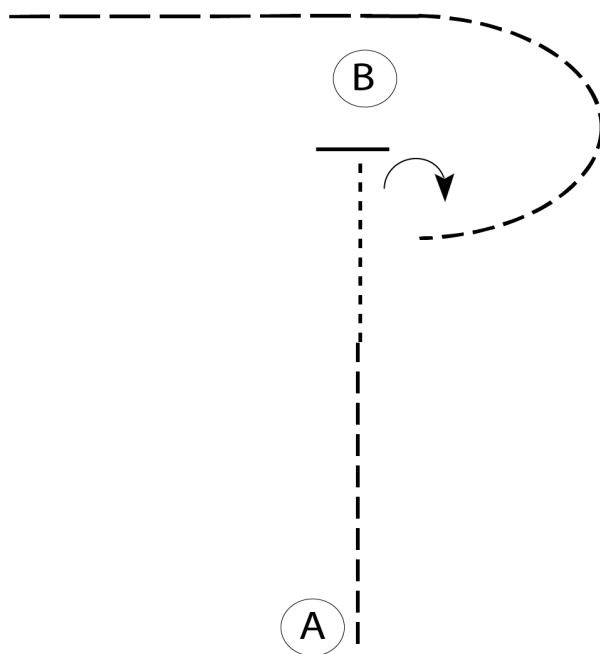
Get Spotted

walk/trot Horsemanship (All Walk Trot Horsemanship)

Show Date: 04-20-2024

w w w . H o r s e S h o w P a t t e r n s . c o m

w w w . H o r s e S h o w P a t t e r n s . c o m



Be ready at A.

1. Jog 3/4 the way to B.
2. Walk with FORWARD motion to B (crawling will be a minus maneuver) . Stop.
3. Perform a 90 degree turn right.
4. Jog in a half circle to the top of B.
5. Extended jog at least 6 strides. Pattern is complete.

| | |
|--------------|-----------|
| Walk | ----- |
| Jog | - - - - - |
| Extended Jog | — — — — |
| Lope | — — — — |
| Lead Change | |
| Back | |
| Marker | (B) |

[WH/WT-119]

Pattern Provided by:
Kimberly Garrett

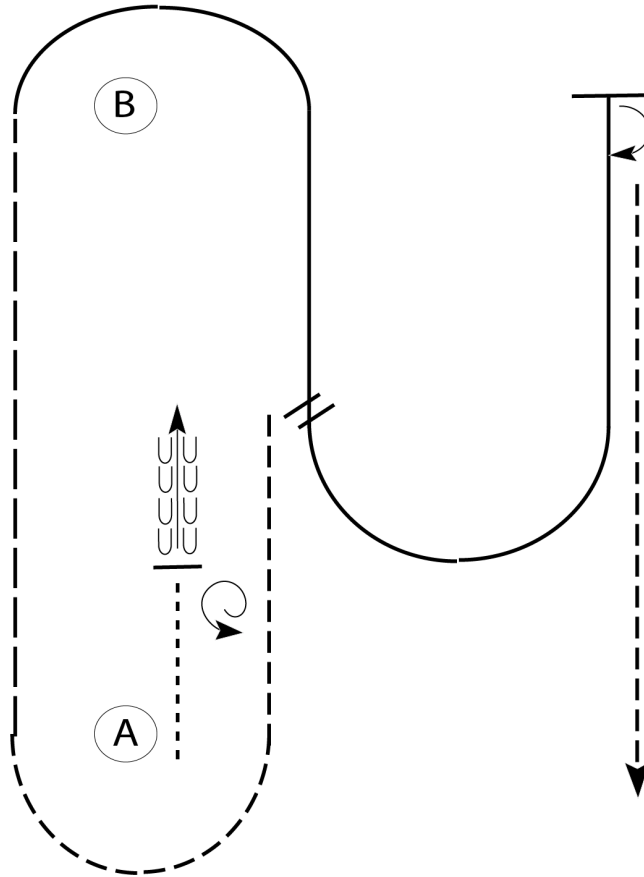
Get Spotted

Horsemanship (All Horsemanship)

Show Date: 04-20-2024

w w w . H o r s e S h o w P a t t e r n s . c o m

w w w . H o r s e S h o w P a t t e r n s . c o m



Be ready at A.

1. Walk approximately two horse lengths forward.
Stop and perform a 1 1/2 turn left.
2. Back approximately two horse lengths then jog to and around A.
3. Extend the jog to B.
4. Right lead lope around B and halfway to A.
5. Perform a simple lead change and lope a half circle until even with B.
6. Stop and perform a 180 degree turn to the right and jog to finish.

| | |
|---------------------|-------|
| Walk | |
| Jog | ----- |
| Extended Jog | ----- |
| Lope | ———— |
| Lead Change | ——/—— |
| Back | ←——— |
| Marker | ⊙ B |

[WH/2-118]

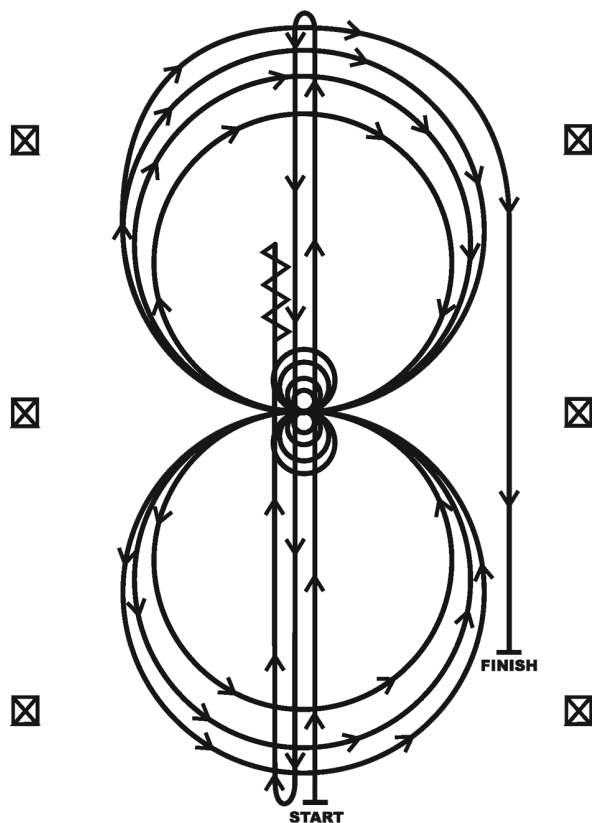
Pattern Provided by:
Kimberly Garrett

Get Spotted

Reining (All Reining)

Show Date: 04-20-2024

REINING PATTERN 7



1. Run at speed to the far end of the arena past the end marker and do a left rollback—no hesitation.
2. Run to the opposite end of the arena past the end marker and do a right rollback—no hesitation.
3. Run past the center marker and do a sliding stop. Back up to the center of the arena or at least ten feet (three meters). Hesitate.
4. Complete four spins to the right. Hesitate.
5. Complete four and one-quarter spins to the left so that horse is facing left wall or fence. Hesitate.
6. Beginning on the right lead, complete three circles to the right: the first two circles large fast; the third circle small and slow. Change leads at the center of the arena.
7. Complete three circles to the left: the first two circles large fast; the third circle small and slow. Change leads at the center of the arena.
8. Begin a large circle to the right but do not close this circle. Run straight down the right side of the arena past the center marker and do a sliding stop at least twenty feet (six meters) from the wall or fence. Hesitate to demonstrate completion of the pattern.

[R/AQHAP-7]

Pattern Provided by:
Kimberly Garrett

TRAIL ALL AGES

Walk-Trot will trot where it lopes

